

USING THE HIBCC SUPPLIER STANDARD TO BARCODE SECONDARY DATA



Health Industry Business Communications Council of Australia

HIBCC AU Incorporated

PO Box 613

Haberfield NSW 2045

Tel: +61 2 9797 0883

Fax: +61 2 9797 8441


enquiries@hibcc-au.com.au

www.hibcc-au.com.au

What is Secondary Data?

Secondary data is additional information to the product identification (Product ID) data that further describes product attributes. Typically, manufacturers use secondary barcodes to encode lot/batch, serial numbers and expiry dates. In some cases, suppliers use the secondary barcode to also encode quantity information. Quantity information is typically used where the packaged quantity of “eaches” in a higher level package may vary.

Secondary data is usually encoded in a second barcode, which is typically placed directly below the Product ID as shown in the diagram below.



However, some manufacturers prefer to join the Product ID and Secondary data in one barcode. This is known as “concatenation”, and the Product ID and Secondary data are “delimited” (ie separated from each other in the barcode) with a slash (/) character. The following diagram illustrates the HIBC barcode in concatenated format.



HIBC Secondary Data Format

The format of the secondary data barcode is dependent on the data required to be encoded. HIBC uses a combination of “\$” and flag numbers to specify the data type and format in the secondary barcode. A typical example of a HIBC secondary barcode is illustrated in the diagram below.



+\$\$1206QK4BZDBZP where,

+ = HIBC Flag character (this indicates that the number in the barcode uses the HIBC numbering system)

\$\$1 = Specifies the data following the \$\$ is the Expiry date in the MMY format

1206 = Expiry date in the MMY format, ie December 2006.

QK4BZDB = Lot Number.













Z = Link Character. This is the “Check Sum” character as calculated for the product ID barcode. The link character serves as a added safety feature to link the secondary barcode with the product ID in scanning applications.

P = Check Character for secondary barcode using the modulus 43 algorithm (as with primary ID).














Where the concatenated format is used, the plus (+) at the start of the secondary data and the secondary data Link Character are omitted. Only one Check Character is used to check the entire symbol.

HIBC Secondary Data Fields

Quantity, Lot and Expiry data can be specified in a number of different formats using the HIBC standard. The table below illustrates the different ways that data can be formatted.

Qty Flag	Format Char	Qty Format	Exp Date Flag	Exp Date Format	LOT Incl.	Example BARCODE	Data encoded in barcode
+				YYJJJ ¹	✓	 +952713C001LG	Expiry Date: 28 Sept 1995 Lot: 3C001
+\$					✓	 +\$3C001LV	Lot: 3C001
++\$				MMYY	✓	 +\$09953C001L7	Expiry Date: Sept, 1995 Lot: 3C001
++\$			2	MMDDYY	✓	 +\$20928953C001LJ	Expiry Date: 28 Sept 1995 Lot: 3C001
++\$			3	YYMMDD	✓	 +\$39509283C001LK	Expiry Date: 28 Sept 1995 Lot: 3C001
++\$			4	YYMMDDHH	✓	 +\$4950928223C001LP	Expiry Date: 10PM, 28/09/1995 Lot: 3C001
++\$			5	YYJJJ	✓	 +\$5952713C001LD	Expiry Date: 28 Sept 1995 Lot: 3C001
++\$			6	YYJJJHH	✓	 +\$695271223C001LI	Expiry Date: 10PM, 28/09/1995 Lot: 3C001
++\$			7		✓	 +\$73C001LY	Lot: 3C001
++\$	8	QQ		MMYY	✓	 +\$82409953C001LL	Qty: 24 Expiry Date: Sept, 1995 Lot: 3C001
++\$	8	QQ	2	MMDDYY	✓	 +\$82420928953C001LX	Qty: 24 Expiry Date: 28/09/1995 Lot: 3C001
++\$	8	QQ	3	YYMMDD	✓	 +\$82439509283C001LY	Qty: 24 Expiry Date: 28/09/1995 Lot: 3C001

¹ JJJ is the Julian Date format, eg 271 = 28 September
Health Industry Business Communications Council of Australia (HIBCC AU Incorporated)

+\$	8	QQ	4	YYMMDDHH	✓	 +\$8244950928223C001L\$	Qty: 24 Expiry Date: 10PM, 28/09/1995 Lot: 3C001
+\$	8	QQ	5	YYJJ	✓	 +\$8245952713C001LR	Qty: 24 Expiry Date: 28/09/1995 Lot: 3C001
+\$	8	QQ	6	YYJJHH	✓	 +\$824695271223C001LW	Qty: 24 Expiry Date: 10PM, 28/09/1995 Lot: 3C001
+\$	8	QQ	7		✓	 +\$82473C001L5	Qty: 24 Lot: 3C001
+\$	8	QQ				 +\$824LP	Qty: 24
+\$	9	QQQQQ		MMYY	✓	 +\$90010009953C001LH	Qty: 100 Expiry Date: Sept,1995 Lot: 3C001
+\$	9	QQQQQ	2	MMDDYY	✓	 +\$90010020928953C001LT	Qty: 100 Expiry Date: 28 Sept1995 Lot: 3C001
+\$	9	QQQQQ	3	YYMMDD	✓	 +\$90010039509283C001LU	Qty: 100 Expiry Date: 28 Sept1995 Lot: 3C001
+\$	9	QQQQQ	4	YYMMDDHH	✓	 +\$900100495092823C001LZ	Qty: 100 Expiry Date: 10PM, 28/09/1995 Lot: 3C001
+\$	9	QQQQQ	5	YYJJ	✓	 +\$9001005952713C001LN	Qty: 100 Expiry Date: 28 Sept1995 Lot: 3C001
+\$	9	QQQQQ	6	YYJJHH	✓	 +\$900100695271223C001LS	Qty: 100 Expiry Date: 10PM, 28/09/1995 Lot: 3C001
+\$	9	QQQQQ	7		✓	 +\$90010073C001L1	Qty: 100 Lot: 3C001
+\$	9	QQQQ				 +\$900100LL	Qty: 100

EAN Format for Secondary Data

EAN uses the EAN 128 format for encoding secondary data. The EAN 128 format uses “Application Identifiers” (AI’s) to specify data in a barcode.

As with the HIBC standard, the secondary data is generally coded in a second barcode directly below the Product ID barcode. The diagram below is an illustration of a typical barcode in the EAN 128 format.



The AI’s in the example below are the numbers bound by brackets. For example, (10) is the AI for Lot number, and (17) is the AI for expiry date.

As with the HIBC Standard, the EAN format allows data to be joined in a single barcode (concatenation). The example below is an illustration of the EAN 128 barcode in concatenated format.



EAN Application Identifiers (AI’s) used in Healthcare

Application ID	Description
(01)	Product ID (or GTIN as it is referred to by EAN organisation)
(10)	Batch or Lot Number
(17)	Maximum Durability Date (or Expiry date)
(21)	Serial Number
(22)	Secondary Data for specific health Industry Products ²
(241)	Customer part number
(30)	Variable Count (for encoding Quantity)

Further Information

Detailed information about the Health Industry Bar Code (HIBC) can be obtained from the ANSI standard ANSI/HIBC 2-1997, or by contacting HIBCC AU Incorporated.

² AI (22) can be used in EAN 128 format to encode HIBC standard for secondary data
Health Industry Businesss Communications Council of Australia (HIBCC AU Incorporated)



***Health Industry Business Communications Council of Australia
HIBCC AU Incorporated***

*PO Box 613
Haberfield NSW 2045
Tel: +61 2 9797 0883
Fax: +61 2 9797 8441
enquiries@hibcc-au.com.au
www.hibcc-au.com.au*